




MAXUS

MIFA



Specification of MIFA 7/9 MAY 2024



# MAXUS MIFA7 / MIFA9

FEATURING MAXUS INTELLIGENCE ONBOARD





 **MAXUS**

**MIFA9**



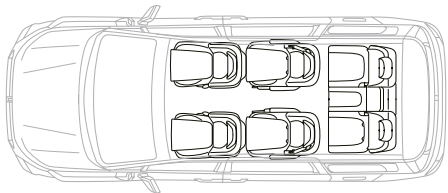
MAXUS

saicmaxus.co.uk | saicmaxus.ie

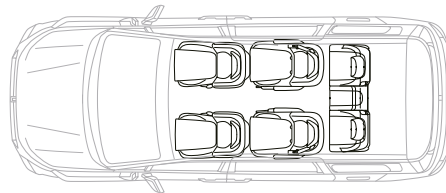
MAXUS MIFA 9 90kWh

Basic Parameters	Elite	Luxury	Premium
<b>Dimensions &amp; Weights</b>			
Length/Width/Height (mm)	5270 x 2000 x 1840		
Wheelbase (mm)	3200		
Seats	7		
CVW (kg)	2310	2410	2535
GVW (kg)	3000	3095	3095
GTM (kg)	3420	3520	3645
Towing capacity (kg)	1000	1000	1000
Maximum front axle load (kg)	1495	1495	1495
Maximum rear axle load (kg)	1700	1700	1700

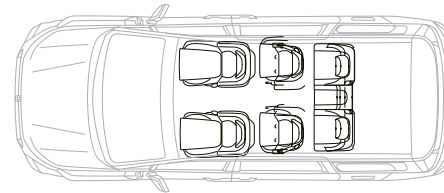
Basic Parameters	Elite	Luxury	Premium
<b>Load Space Volume (Litres)</b> Cubic capacity of the maximum boot space with the seat backs up and seats backs down			
2nd and 3rd row seats up		466.2	
3rd row seats folded - second row up		1702.7	
2nd and 3rd row seats - folded		2017	
Cargo area length (mm) – 3rd row, 3rd row seats folded, 2nd & 3rd row seats folded		375-810 (Third row sliding)/1380/2280	
Cargo area height (mm)		1090-1150	
Cargo area width between wheel arches (mm)		1144	
Rear hatch opening height (mm)		1859	
Rear hatch opening width (mm)		1275	



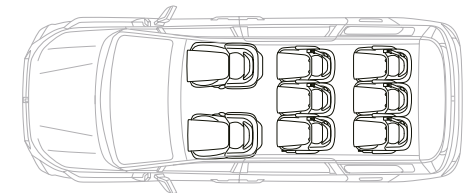
2nd and 3rd row seats up



3rd row seats folded - second row up



2nd and 3rd row seats - folded



MIFA9 8 Seats Option



Basic Parameters	Elite	Luxury	Premium
<b>Electric</b>			
Battery Type	Ternary Lithium Battery		
Battery Capacity	90 kWh		
WLTP Combine (mph)	269		
WLTP Combine (km)	430		
WLTP City (mph)	353		
WLTP City (km)	565		
Auxiliary Heating	With Heat Pump Auxiliary Heating		
Charge Mode	DC+AC		
Charger Power (kW)	11		
Reduction Gear	Single Reduction Gear		
Battery Heating Device	Standard		
Driven Wheels	Front		
Charging Time (AC 5-100%) h	8.5		
Charging Time (DC 30-80%) h	0.5		
Charging Device	Mode Two (5m) and Three (6m) Cable		
0-60 (MPH) 0-100(KPH)	9.9s		



Basic Parameters	Elite	Luxury	Premium
<b>Technical</b>			
Front Suspension	Macpherson indepen-suspension		
Rear Suspension	5 Bar Link indepen-suspension		
Maximum Power (kW)	180 @6000 min <sup>-1</sup> 90 @9000 min <sup>-1</sup>		
Maximum Torque (N·m)	350		
Maximum Speed (km/h)	180		
Gear Shift Location	Steering Colum		
Transmission Type	Automatic Final drive ratio 3.762		
Driving Mode	Sport/Normal/Eco		
Power Steering	Electric		
Steering Wheel Angle	4-Way Manual Adjustable Steering Wheel		
AUTO HOLD	Standard		
ESP	Standard		



Basic Parameters	Elite	Luxury	Premium
<b>Exterior</b>			
Front+Rear Electric Sunroof	-	-	S
104H 18x6 ½ J	S	-	-
105V 19x7 ½ J	-	-	S
105V 19x7 ½ J & Run Flat Tyres	-	-	-
Star-Style Spoke	S	-	-
Multi-Strip-Style Luxury Spoke	-	-	S
Double Six-Strip-Style	-	-	-
TPMS	S	S	S



MAXUS

saicmaxus.co.uk | saicmaxus.ie

MAXUS MIFA 9 90kWh

Basic Parameters	Elite	Luxury	Premium
------------------	-------	--------	---------

Interior & Seating			
Interior Style	Standard (Black)		
Poly Urethane Steering Wheel	S	-	-
Micro Fiber Leather Steering Wheel	-	S	S
Heated Steering Wheel	-	-	S
PVC Leather	S	-	-
Polyurethane + PVC Leather	-	S	-
Leather + PVC Leather	-	-	S
Driver Seat Manual 6-Way Adjustable	S	-	-
Driver Seat 8-Way Electric Adjustable & 4-Way Electric Power Lumbar Support	-	S	-
Driver Seat 8-Way Electric Adjustable & 4-Way Electric Power Lumbar Support + Ventilation + Electrical Heating + Massage + Memory	-	-	S



MAXUS

saicmaxus.co.uk | saicmaxus.ie

MAXUS MIFA 9 90kWh

Basic Parameters	Elite	Luxury	Premium
------------------	-------	--------	---------

Interior & Seating			
Co-Driver 4-Way Adjustable Driver Seat-Manual	S	-	-
Co-Driver 4-Way Electric Adjustable Driver & 4-Way Electric Power Lumbar Support	-	S	-
Co-Driver 4-Way Electric Adjustable Driver & 4-Way Electric Power Lumbar Support + Ventilation + Electrical Heating + Massage	-	-	S
Secondary Slip Single Seat (Manual Back + 6-Way Bilateral Aemrest + No Splint)	S	-	-
Secondary Slip Single Seat (Electric Back + 6-Way Bilateral Armrest + Electric Splint) + Heating + Massage + Ventilation	-	S	-
Secondary Slip Single Seat (With Luxury Chair)	-	-	S
Knitted Fabric With Foam Layer	S	S	-
Chamois Coated	-	-	S



Basic Parameters	Elite	Luxury	Premium
<b>Comfort &amp; Convenience</b>			
Twin Manual Sliding Door	S	-	-
Twin Electrical Sliding Door	-	S	S
Manual Tail Gate	S	-	-
Power Tail Gate	-	S	S
Tail Gate Induction	-	S	S
Electric Heating Outside Rear View Mirror	S	-	-
Electrically-operated Power-foldable and Heated Door Mirrors, including Memory	-	S	S
B Pillar Commode handle (Standard)	S	-	-
B Pillar Commode handle (Full Size)	-	S	S
Green Glass	S	-	-
Gray Privacy Glass	-	S	S
Mobile Wireless Charging	-	S	S
Auto Front & Rear Air Conditioning	S	S	S
Air Cleaner	-	S	S



MAXUS

saicmaxus.co.uk | saicmaxus.ie

MAXUS MIFA 9 90kWh

Basic Parameters

Elite

Luxury

Premium

Entertainment & Communication

Front Screen Size (in)	7+12.3		
Mobile Phone Mapping (iOS+Android)	S	S	S
Rear USB Interface	S	S	S
Bluetooth	S	S	S
DAB (Digital Audio Broadcasting)	S	S	S
6 Speakers	S	-	-
8 Speakers	-	S	-
12 Speakers	-	-	S
64 Color Atmosphere Light	-	S	S
Side Door Step Light	-	S	S
Front Door Step Light	-	S	S
220V Power Outlet	-	S	S
Auto Front Wiper	-	S	S
Rear Wiper	S	S	S
Windows-All Power with one touch up and down	-	S	S
PEPS (Passive Entry & Passive Start)	S	S	S
Two Smart Keys	S	S	S



MAXUS

saicmaxus.co.uk | saicmaxus.ie

MAXUS MIFA 9 90kWh

Basic Parameters	Elite	Luxury	Premium
<b>Security &amp; Safety</b>			
Front Airbag - Driver	S	S	S
Front Airbag - Passenger	S	S	S
Driver's Front & Passenger's Side Airbags+Driver's Far Side Airbag	S	S	S
Airbag Curtain	S	S	S
Seatbelts Reminder System (All Seats)	S	S	S
Three Point Safety Belt	S	S	S
Manual Anti-glare Interior Rearview Mirror	S	-	-
Automatic Anti-glare Interior Rearview Mirror	-	S	-
Streaming Media Rearview Mirror	-	-	S
5R1V Mode (ADAS)	S	S	S
Adaptive Cruise Control	S	S	S
ICA (Integrated Cruise Assist)	S	S	S
AEBS (Autonomous Emergency Braking System)	S	S	S
LDW & LKA System (Lane Departure Warning & Lane Keeping Assist System)	S	S	S
Lane Change Assist System	S	S	S



MAXUS

saicmaxus.co.uk | saicmaxus.ie

MAXUS MIFA 9 90kWh

Basic Parameters	Elite	Luxury	Premium
<b>Security &amp; Safety</b>			
Driver Fatigue Monitor System	S	S	S
Emergency Call System	S	S	S
SAS (Speed Assist System)	S	S	S
IHC(Intelligent Headlight Control )	S	S	S
Emergency Lane Keeping Assist System	S	S	S
RAEB (Rear Autonomous Emergency Braking System)	S	S	S
RCW (Rear Collision Warning System)	S	S	S
Adjustable Overspeed Alarm System	S	S	S
360° View Imaging	-	S	S
180° Rear View Imaging	S	-	-
Rear Radar	S	-	-
Front and Rear Radar	-	S	S
Standard Tool Kit	-	-	S
Standad Tool Kit (Including Tyre Repair kit)	S	S	-



Basic Parameters	Elite	Luxury	Premium
<b>Lighting</b>			
LED Headlight	S	S	S
LED Rear Fog Light	S	S	S
With Daytime Running Light	S	S	S
LED Front Reading Light	S	S	S
LED High Level Brake Light	S	S	S
Automatic Induction Light	S	S	S
LED Rear Light	S	S	S
Passanger Area Light	S	S	S
Luggage Light	S	S	S
<b>Mifa 9 COLOUR PACK Metallic Paint (Factory Colour options)</b>			
Mifa 9 COLOUR PACK BLANC WHITE (FOC)			
Mifa 9 COLOUR PACK OBSIDIAN BLACK			
Mifa 9 COLOUR PACK MICA BLUE			
Mifa 9 COLOUR PACK PEARL WHITE			
Mifa 9 COLOUR PACK DYNESTY RED			
Mifa 9 COLOUR PACK METEORIC LIME TWO TONE BLACK ROOF			
Mifa 9 COLOUR PACK GREEN LOTUS PURPLE TWO TONE BLACK ROOF			



Basic Parameters	Elite	Luxury	Premium
<b>Warranty &amp; Maintenance</b>			
8 YEARS/125,000mi (Battery)	S	S	S
5 YEARS/100,000mi (Whole vehicle)	S	S	S
<b>Others</b>			
Warning Triangle	S	S	S
12V Power Outlet	-	S	S
Detachable Front Tow Hook	S	S	S
Rear Trailer Hitch Interface	S	S	S



 **MAXUS**

**MIFA 7**



Basic Parameters	Elite	Luxury	Premium
Engine	77kWh	77kWh	90kWh
Engine Type	Electric	Electric	Electric
Fuel type	BEV	BEV	BEV
Combined Electric Range(km/mi) -WLTP	410/255	410/255	480/298
City Electric Range(km/mi) -WLTP	553/344	553/344	635/395
Max.Power (kW)	180	180	180
Max.Torque (N·m)	350	350	350
Gearbox	Single-speed Auto	Single-speed Auto	Single-speed Auto
Energy Density(wh/kg)	180	180	195
Charging Time DC(25°C ; 5%-80%)	0.67h@350A	0.67h@350A	0.67h@350A
Charging Time AC(25°C ; 5%-80%)	9.5h@11kW	9.5h@11kW	9.5h@11kW
Combo Charging Port	CCS2	CCS2	CCS2
Battery with Heating & Cooling Device	•	•	•



Basic Parameters	Elite	Luxury	Premium
<b>Weights</b>	77kWh	77kWh	90kWh
CVW(kg)	2159	2159	2239
GVW(kg)	2776	2776	2856
Top speed(kmh/mph)	180/112	180/112	180/112
Payload = GVW-CVW-Driver(kg)	542	542	542
Towing Capacity(kg)	1500	1500	1500
Max Roof Load(kg)	75	75	75
<b>Dimensions</b>			
VehicleLength(mm)	4907	4907	4907
Vehicle Width(mm)	1885	1885	1885
Vehicle Width With/Without Mirrors Folded( mm)	2045/2201	2045/2201	2045/2201
Vehicle Height With/Without Roof Rail (mm)	1756/1768	1756/1768	1756/1768
Wheelbase(mm)	2975	2975	2975
Side Sliding Door, Max Opening Width ( mm)	710	710	710
Max Trunk Space(L) With 3rd Row Seat Folded	~760	~760	~760
Trunk Space(L) With 3rd Row Seat Unfolded	~280 (1*28"+2*20" luggage)	~280 (1*28"+2*20" luggage)	~280 (1*28"+2*20" luggage)



saicmaxus.co.uk | saicmaxus.ie

MAXUS MIFA 7 MPV

Basic Parameters	Elite	Luxury	Premium
Alloy wheels	77kWh	77kWh	90kWh
Wheels	18" Alloy Wheels	18" Alloy Wheels	18" Alloy Wheels
Tyres	7Jx18 225/55R18 CHAO YANG Tyres	7Jx18 225/55R18 CHAO YANG Tyres	7Jx18 225/55R18 Continental Tyres



Basic Parameters	Elite	Luxury	Premium
Exterior	77kWh	77kWh	90kWh
Roof Rails	-	-	•
Electrically-operated and Heated Door Mirrors	•	-	-
Electrically-operated, Power-foldable and Heated Door Mirrors	-	•	-
Electrically-operated, Power-foldable Heated and Memored Side Door Mirrors	-	-	•
Headlights-LED	•	•	•
Taillights-LED	•	•	•
Daytime Running Lights	•	•	•
Automatic Headlight	•	•	•
High Mounted Stop Light	•	•	•
Rear Windscreen Washer And Wiper	•	•	•
Privacy Glass from B-pillar backwards	-	-	•
Laminated Glass From A-pillar To B-pillar	•	•	•
Hidden Door Handles	•	•	•
Power Tilt-and-Slide Panoramic Sunroof	-	-	•
Power Tailgate	-	-	•
Power Sliding Door-Right	-	-	•
Power Sliding Door-Left	-	•	•



Basic Parameters	Elite	Luxury	Premium
Interior Equipment	77kWh	77kWh	90kWh
Decorative Trims	Dark Brown	Dark Brown	Dark Brown/White
Heated, Leatherette Wrapped Multifunction Steering Wheel	-	-	•
Seat Layout	·2-2-3	·2-2-3	·2-2-3
Power Adjustment For Driver Seats	•	•	•
Power Adjustment For Passenger Seats	-	-	•
Heated And Ventilated Front Seats With Memory Function In Driver Position	-	-	•
Seats Trim-Leatherette	•	•	-
Seats Trim-Nappa	-	-	•
Manual Adjustment For 2nd Row Seats(1+1)	•	•	•
Split Folding 3rd Row Seat Bench (60:40)	•	•	•
Front Air Conditioning System (Cooling & Heating) With Automatic Function	•	•	•
Rear Air Conditioning System (Cooling & Heating) With Automatic Function	•	•	•



saicmaxus.co.uk | saicmaxus.ie

MAXUS MIFA 7 MPV

Basic Parameters	Elite	Luxury	Premium
<b>Suspension</b>	77kWh	77kWh	90kWh
Front-MacPherson Strut Suspension	•	•	•
Rear-Multi-link Independent Suspension	•	•	•
<b>Entertainment</b>			
6 speakers	•	•	-
8 speakers	-	-	•
Digital Radio Reception (DAB)	•	•	•
Voice Control	-	-	○
Car-Connected	-	-	○
Carplay & Android Auto	•	•	•
Wireless Smartphone Charger	-	-	•
Dual Screen (12.3" cluster+12.3" central touch screen)	•	•	•



Basic Parameters	Elite	Luxury	Premium
Safety	77kWh	77kWh	90kWh
Driver And Front Passenger Airbag	•	•	•
Curtain And Side Airbags In Front	•	•	•
Far Side Airbag	•	•	•
Disc Brakes In Front & Rear	•	•	•
Seatbelts Reminder System (All Seats)	•	•	•
Three Point Safety Belt	•	•	•
FCW and AEB (Forward Collision Avoidance Assist)	•	•	•
LDW (Lane Departure Warning)	•	•	•
LKA (Lane Keeping Assist)	•	•	•
ELK (Emergent Lane Keeping)	•	•	•



saicmaxus.co.uk | saicmaxus.ie

MAXUS MIFA 7 MPV

Basic Parameters	Elite	Luxury	Premium
Safety	77kWh	77kWh	90kWh
ACC (Adaptive Cruise Control)	•	•	•
ICA (Integrated Cruise Assist)	•	•	•
RCW (Rear Collision Warning)	•	•	•
Rear Collision Avoidance Assist	•	•	•
SLIF (Speed Limit Information Function)	•	•	•
ISA (Intelligent Speed Limit Assistance)	•	•	•
IHC (Intelligent High beam Control)	•	•	•
Blind Spot Assist	•	•	•
RCTA (Rear Cross Traffic Alert)	•	•	•
DOW (Door Open Warning)	•	•	•
360° View Imaging	•	•	•
PEPS system	•	•	•



saicmaxus.co.uk | saicmaxus.ie

MAXUS MIFA 7 MPV

Basic Parameters	Elite	Luxury	Premium
<b>Others</b>	77kWh	77kWh	90kWh
V2L	-	-	•
Heating Pump	-	-	•
<b>Warranty &amp; Maintenance</b>	77kWh	77kWh	90kWh
5 YEARS/100,000km (Whole vehicle)	•	•	•
8 YEARS/200,000km (Battery)	•	•	•